



European  
Commission

# EU Rapid Alert System for dangerous non-food products 2018 results per country

ALERTS AND FOLLOW UP ACTIONS PER COUNTRY IN 2018

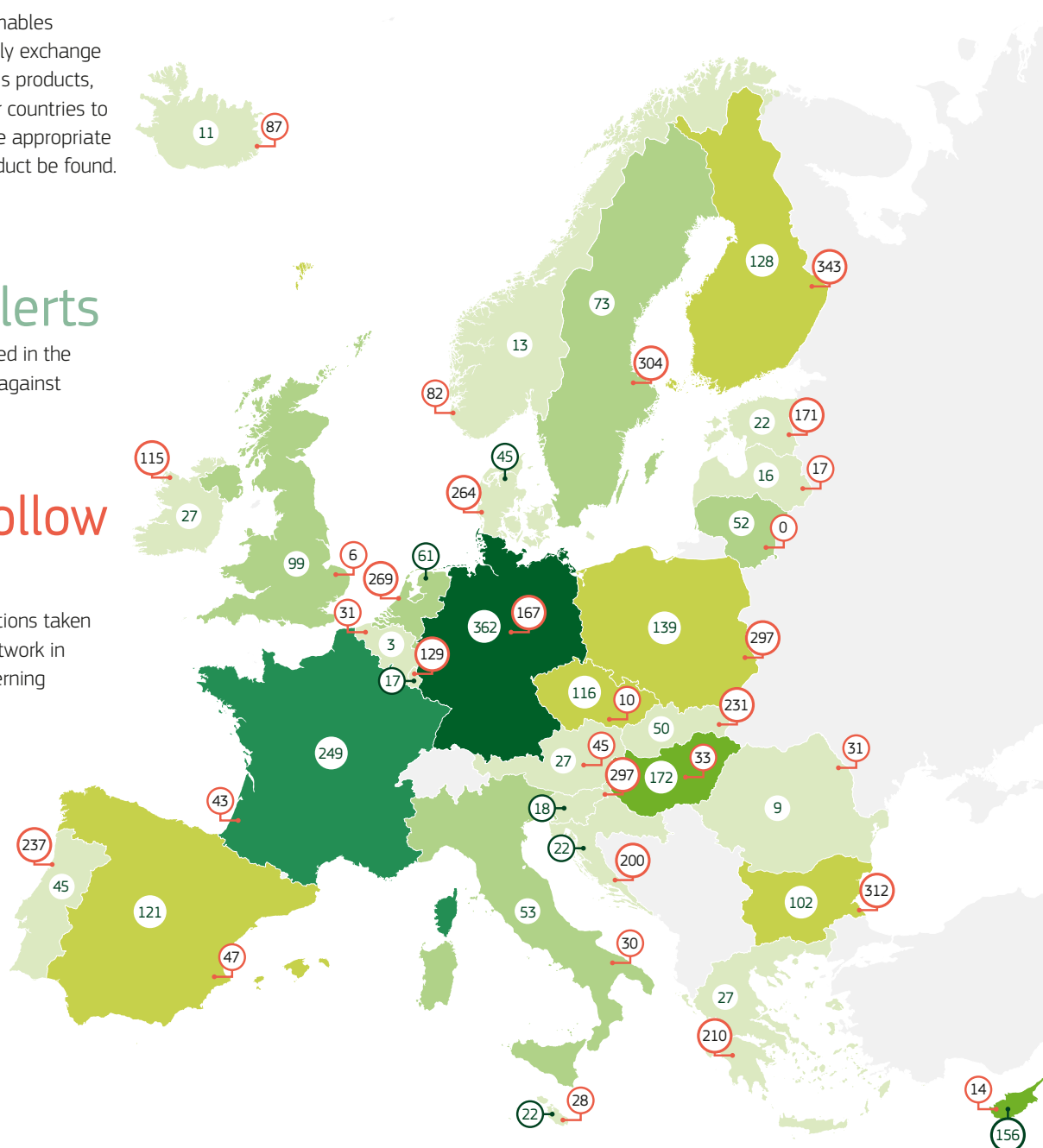
The **Rapid Alert System** enables national authorities to quickly exchange information about dangerous products, thus allowing other member countries to screen their market and take appropriate action should the same product be found.

## 2257 alerts

The number of alerts received in the system on measures taken against dangerous products.

## 4050 follow up actions

The number of follow up actions taken by other members in the network in response to the alerts concerning dangerous products.



- 0 – 50
- 51 – 100
- 101 – 150
- 151 – 200
- 201 – 250
- 251 or more alerts

Number of follow up actions

Justice  
and Consumers

## THE THREE MOST COMMON PRODUCT CATEGORIES NOTIFIED

## THE THREE MOST COMMON RISKS NOTIFIED



European Union

31%



Toys

19%



Motor vehicles

10%



Clothing, textiles  
and fashion items

25%



Injuries

25%



Chemical

18%



Choking



Belgium

100%



Toys

100%



Choking



Bulgaria

51%



Clothing, textiles  
and fashion items

11%



Decorative articles

11%



Lighters

38%



Choking

24%



Injuries

18%



Fire



Czechia

63%



Toys

26%



Cosmetics

3%



Electrical appliances  
and equipment

75%



Chemical

9%



Choking

5%



Electric shock



Denmark

36%



Toys

20%



Pyrotechnic articles

18%



Electrical appliances  
and equipment

25%



Chemical

20%



Burns

20%



Electric shock



Germany

68%



Motor vehicles

6%



Jewellery

6%



Clothing, textiles  
and fashion items

62%



Injuries

23%



Chemical

9%



Fire



Estonia

36%



Clothing, textiles  
and fashion items

32%



Toys

18%



Cosmetics

54%



Chemical

23%



Choking

8%



Injuries



Ireland

48%



Cosmetics

19%



Chemical products

15%



Jewellery

72%



Chemical

10%



Fire

7%



Electric shock



Greece

37%



Motor vehicles

22%



Toys

19%



Cosmetics

35%



Injuries

29%



Chemical

13%



Choking



Spain

67%



Toys

14%



Clothing, textiles  
and fashion items

4%



Motor vehicles

59%



Choking

14%



Injuries

10%



Chemical



France

34%



Toys

23%



Motor vehicles

10%



Jewellery

32%



Injuries

28%
















































































Chemical

17%



Choking

| THE THREE MOST COMMON PRODUCT CATEGORIES NOTIFIED  |   |  |   | THE THREE MOST COMMON RISKS NOTIFIED   |   |   |
|--|---|--|---|--|---|---|
| <br>Croatia       | 36%<br><br>Toys                                  | 32%<br><br>Electrical appliances and equipment    | 14%<br><br>Chemical products                             | 42%<br><br>Chemical            | 27%<br><br>Electric shock  | 8%<br><br>Injuries           |
| <br>Italy         | 34%<br><br>Chemical products                     | 23%<br><br>Toys                                   | 13%<br><br>Electrical appliances and equipment           | 46%<br><br>Chemical            | 15%<br><br>Injuries        | 9%<br><br>Strangulation      |
| <br>Cyprus        | 42%<br><br>Clothing, textiles and fashion items  | 37%<br><br>Toys                                   | 10%<br><br>Electrical appliances and equipment           | 37%<br><br>Injuries            | 17%<br><br>Choking         | 16%<br><br>Chemical          |
| <br>Latvia        | 31%<br><br>Electrical appliances and equipment   | 31%<br><br>Machinery                              | 13%<br><br>Toys  | 41%<br><br>Electric shock      | 18%<br><br>Cuts            | 12%<br><br>Chemical          |
| <br>Lithuania     | 58%<br><br>Cosmetics                             | 23%<br><br>Toys                                   | 12%<br><br>Electrical appliances and equipment           | 56%<br><br>Choking             | 24%<br><br>Chemical        | 13%<br><br>Electric shock    |
| <br>Luxembourg  | 53%<br><br>Toys                                | 35%<br><br>Communication and media equipment    | 6%<br><br>Electrical appliances and equipment          | 39%<br><br>Chemical          | 19%<br><br>Burns         | 19%<br><br>Fire            |
| <br>Hungary     | 34%<br><br>Toys                                | 19%<br><br>Clothing, textiles and fashion items | 13%<br><br>Lighting chains                             | 26%<br><br>Electric shock    | 23%<br><br>Choking       | 15%<br><br>Fire            |
| <br>Malta       | 41%<br><br>Electrical appliances and equipment | 32%<br><br>Toys                                 | 9%<br><br>Motor vehicles                               | 33%<br><br>Electric shock    | 21%<br><br>Strangulation | 17%<br><br>Fire            |
| <br>Netherlands | 52%<br><br>Toys                                | 11%<br><br>Laser pointers                       | 11%<br><br>Childcare articles and children's equipment | 41%<br><br>Chemical          | 28%<br><br>Choking       | 11%<br><br>Damage to sight |
| <br>Austria     | 78%<br><br>Toys                                | 11%<br><br>Motor vehicles                       | 4%<br><br>Furniture                                    | 40%<br><br>Damage to hearing | 30%<br><br>Choking       | 17%<br><br>Injuries        |
| <br>Poland      | 68%<br><br>Toys                                | 10%<br><br>Motor vehicles                       | 6%<br><br>Lighting equipment                           | 35%<br><br>Chemical          | 20%<br><br>Choking       | 16%<br><br>Injuries        |

### THE THREE MOST COMMON PRODUCT CATEGORIES NOTIFIED

### THE THREE MOST COMMON RISKS NOTIFIED



Portugal

87%



Motor vehicles

11%



Cosmetics

2%



Toys

44%



Injuries

11%



Fire

11%



Chemical



Romania

33%



Motor vehicles

22%



Clothing, textiles and fashion items

11%



Electrical appliances and equipment

44%



Injuries

33%



Chemical

11%



Choking



Slovenia

44%



Toys

28%



Clothing, textiles and fashion items

11%



Lighting equipment

23%



Strangulation

18%



Chemical

18%



Electric shock



Slovakia

58%



Toys

14%



Lighting chains

10%



Jewellery

40%



Chemical

25%



Choking

20%



Electric shock



Finland

24%



Electrical appliances and equipment

23%



Toys

11%



Lighting equipment

31%



Electric shock

20%



Chemical

17%



Choking



Sweden

18%



Toys

16%



Chemical products

14%



Electrical appliances and equipment

39%



Chemical

35%



Environment

7%



Electric shock



United Kingdom

41%



Motor vehicles

19%



Toys

18%



Electrical appliances and equipment

34%



Injuries

17%



Electric shock

16%



Choking



Iceland

45%



Toys

36%



Pyrotechnic articles

9%



Motor vehicles

29%



Burns

29%



Choking

21%



Injuries



Norway

77%



Cosmetics

8%



Lighting chains

67%



Chemical

13%



Environment

7%



Cuts

