



Safety Gate 2021: The EU Rapid Alert System for dangerous non-food products



Factsheet, 28 February 2022

Alerts and follow-up actions per country in 2021

The **Rapid Alert System** enables national authorities to quickly exchange information about dangerous products, thus allowing the countries participating in the system to screen their markets and take appropriate action should the same product be found.

2 142

alerts

received in the system on measures taken against dangerous products.

4 965

follow-up actions

taken by other members in the network in response to alerts concerning dangerous products.

Number of alerts

0–30

31–50

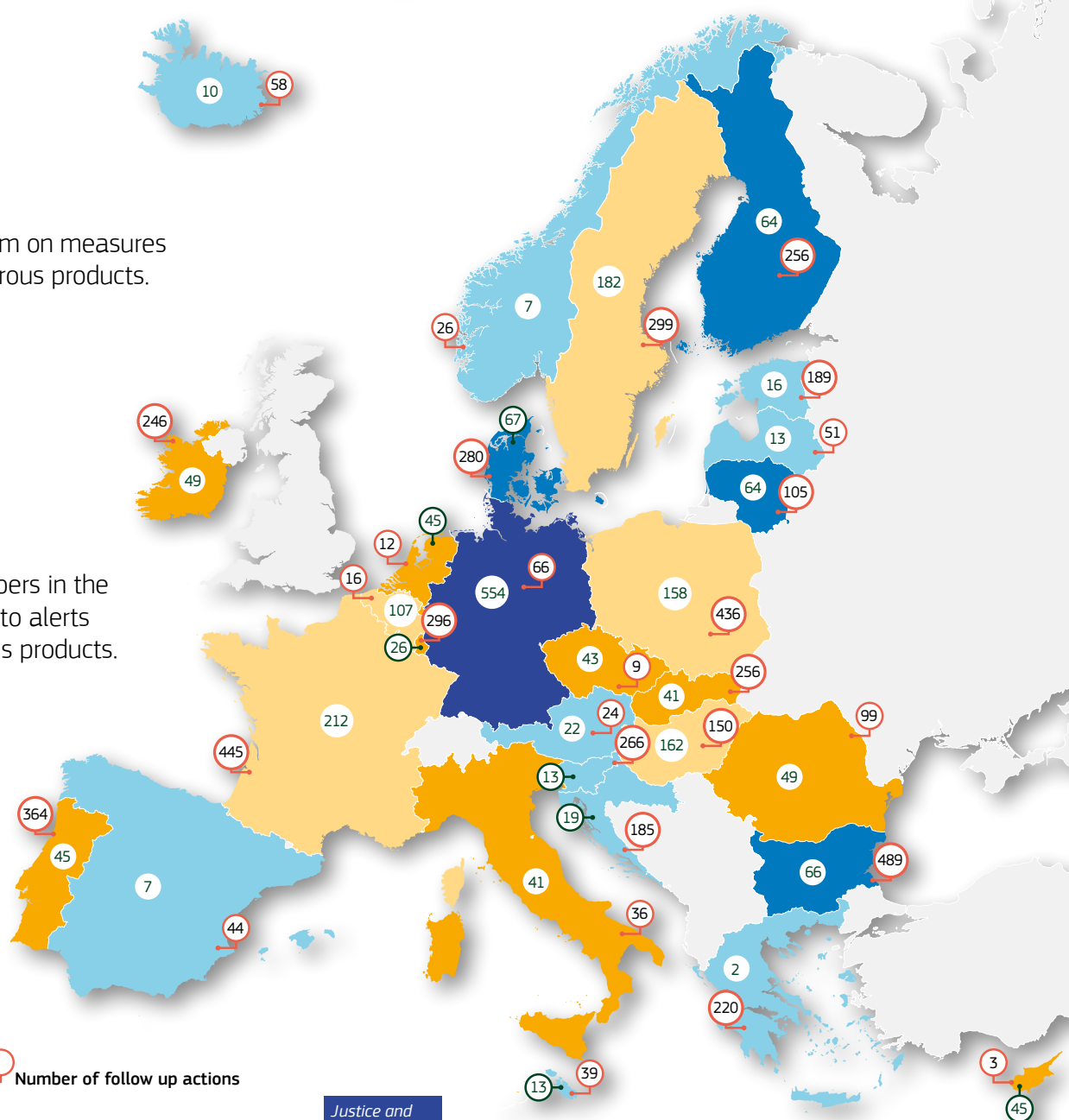
51–100


101–250

250 or more alerts






Number of follow up actions



THE TWO MOST COMMON PRODUCT CATEGORIES NOTIFIED		THE TWO MOST COMMON RISKS NOTIFIED				THE TWO MOST COMMON PRODUCT CATEGORIES NOTIFIED		THE TWO MOST COMMON RISKS NOTIFIED			
 European Union	26%  Motor vehicles	20%  Toys	32%  Injuries	25%  Chemical		 Lithuania	42%  Toys	17%  Chemical products	33%  Chemical	23%  Injuries	
 Belgium	32%  Pyrotechnic articles	22%  Toys	48%  Injuries	18%  Chemical		 Luxembourg	42%  Protective equipment	19%  Toys	38%  Health risk / other	31%  Injuries	
 Bulgaria	58%  Clothing, textiles and fashion items	17%  Childcare articles and children's equipment	38%  Injuries	30%  Choking		 Hungary	33%  Electrical appliances and equipment	27%  Toys	48%  Electric shock	40%  Burns	
 Czechia	47%  Toys	26%  Electrical appliances and equipment	42%  Chemical	30%  Electric shock		 Malta	46%  Electrical appliances and equipment	23%  Protective equipment	38%  Electric shock	15%  Chemical	
 Denmark	31%  Machinery	24%  Toys	49%  Injuries	25%  Chemical		 Netherlands	20%  Toys	18%  Laser pointers	29%  Choking	22%  Health risk / other	
 Germany	66%  Motor vehicles	12%  Protective equipment	57%  Injuries	17%  Chemical		 Austria	50%  Motor vehicles	32%  Toys	36%  Injuries	23%  Choking	
 Estonia	94%  Protective equipment	6%  Chemical products	94%  Health risk / other	6%  Chemical		 Poland	64%  Toys	14%  Motor vehicles	37%  Chemical	28%  Injuries	
 Ireland	49%  Chemical products	12%  Electrical appliances and equipment	55%  Chemical	10%  Electric shock		 Portugal	82%  Motor vehicles	7%  Chemical products	73%  Injuries	16%  Health risk / other	
 Greece	50%  Chemical products	50%  Construction products	100%  Chemical			 Romania	55%  Clothing, textiles and fashion items	20%  Protective equipment	24%  Injuries	22%  Choking	
 Spain	57%  Jewellery	29%  Cosmetics	71%  Chemical	29%  Health risk / other		 Slovenia	38%  Toys	23%  Electrical appliances and equipment	31%  Environment	23%  Chemical	
 France	40%  Motor vehicles	20%  Jewellery	33%  Injuries	31%  Chemical		 Slovakia	46%  Toys	17%  Jewellery	37%  Chemical	29%  Choking	
 Croatia	53%  Toys	32%  Electrical appliances and equipment	32%  Choking	32%  Electric shock		 Finland	30%  Electrical appliances and equipment	17%  Toys	33%  Electric shock	30%  Chemical	
 Italy	46%  Protective equipment	22%  Electrical appliances and equipment	46%  Health risk / other	24%  Electric shock		 Sweden	27%  Jewellery	21%  Toys	61%  Chemical	34%  Environment	
 Cyprus	58%  Toys	16%  Clothing, textiles and fashion items	31%  Choking	29%  Chemical		 Iceland	60%  Toys	30%  Protective equipment	40%  Choking	30%  Health risk / other	
 Latvia	62%  Toys	23%  Protective equipment	38%  Injuries	23%  Health risk / other		 Norway	71%  Jewellery	29%  Hobby / sports equipment	86%  Chemical	29%  Environment	

Percentages are related to the total number of alerts per country. One alert can include more than one risk.

 twitter.com/dreynders
 www.facebook.com/EUJustice
 www.youtube.com/user/EUJustice



For more information about the Rapid Alert System, visit the [Safety Gate website](https://safetygate.europa.eu/)



You can retrieve your own statistics about Rapid Alert System activity any time by visiting the [Safety Gate's statistical tool](https://safetygate.europa.eu/statistical-tool/)