



tukes

Terho Liikamaa, Head of Unit

24.3.2023

Review of mining authority Tukes on exploration and mining industry in Finland in 2022

Turvallisuus- ja kemikaalivirasto (Tukes)

Summary, Statistical Review of Mining in Finland in 2022

EXPLORATION

2022 saw 54 companies submit exploration reports to Tukes.

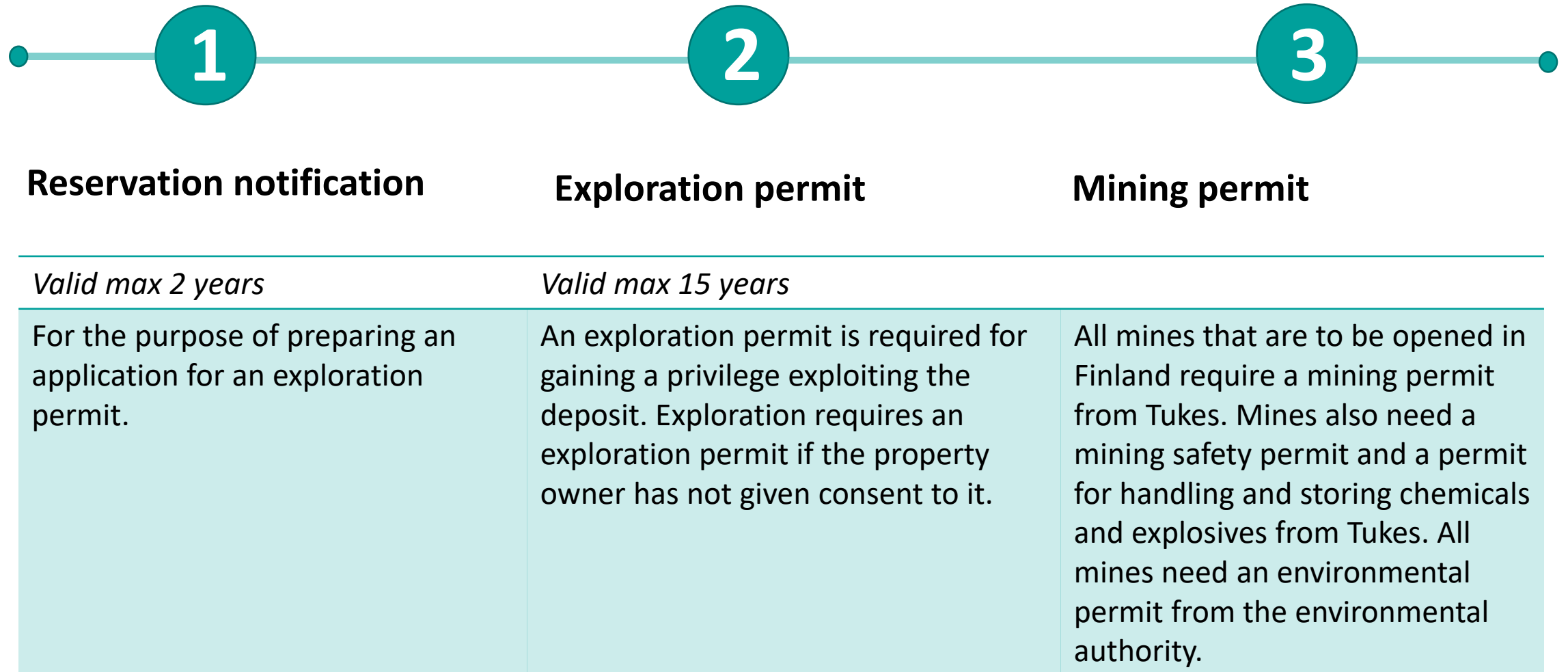
- Companies invested 80,4 millions euro in ore exploration in Finland (up 17,4% from the previous year)
- Ore exploration drilling was carried out 274 km (less than 2% of the previous)
- Compensation paid to landowners for exploration was approximately EUR 5.9 million

MINING ACTIVITY

22 companies report mining from 43 mines

- The companies invested EUR 304 million, which is 2% less than in the previous year. The most significant investments were made in the Kevitsa, Kittilä, Kemi, Terrafame, Siilinjärvi and Syväjärvi mines.
- Metal ore, carbonate rock, industrial rock and industrial mineral mining was 49,6 million tons (up 3,5% from the previous year).
- The total extraction of the mines was 119,4 million tons (up 3,4% from the previous year). The three largest Terrafame (42.9 million tons), Kevitsa (36.4 million tons), and Siilinjärvi (23.3 million tons) mined 86% of this.

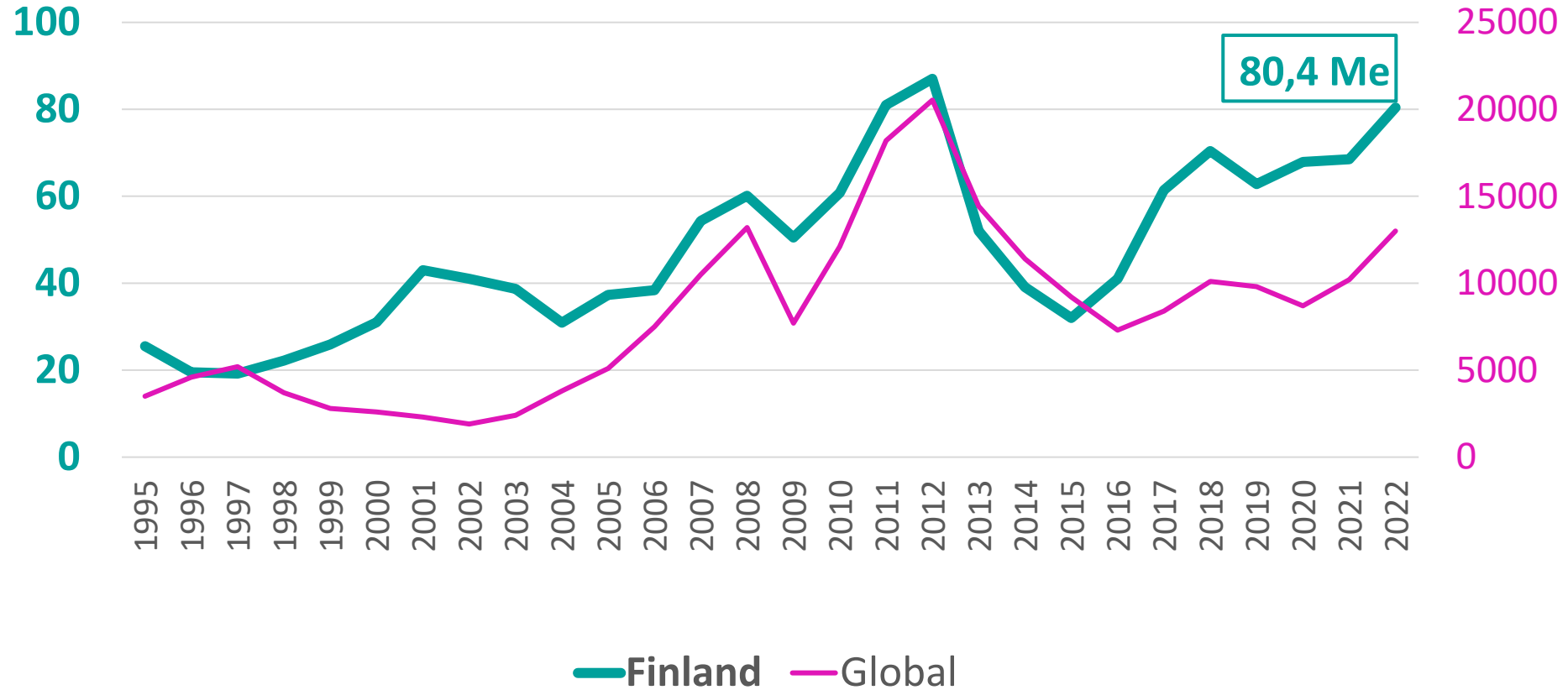
Major phases of exploration and mining permits in Finland




Investments in ore prospecting 1995–2022

Finland
million euros

Global
million dollars



Total area of valid claims/exploration (km²), 31.12.2022

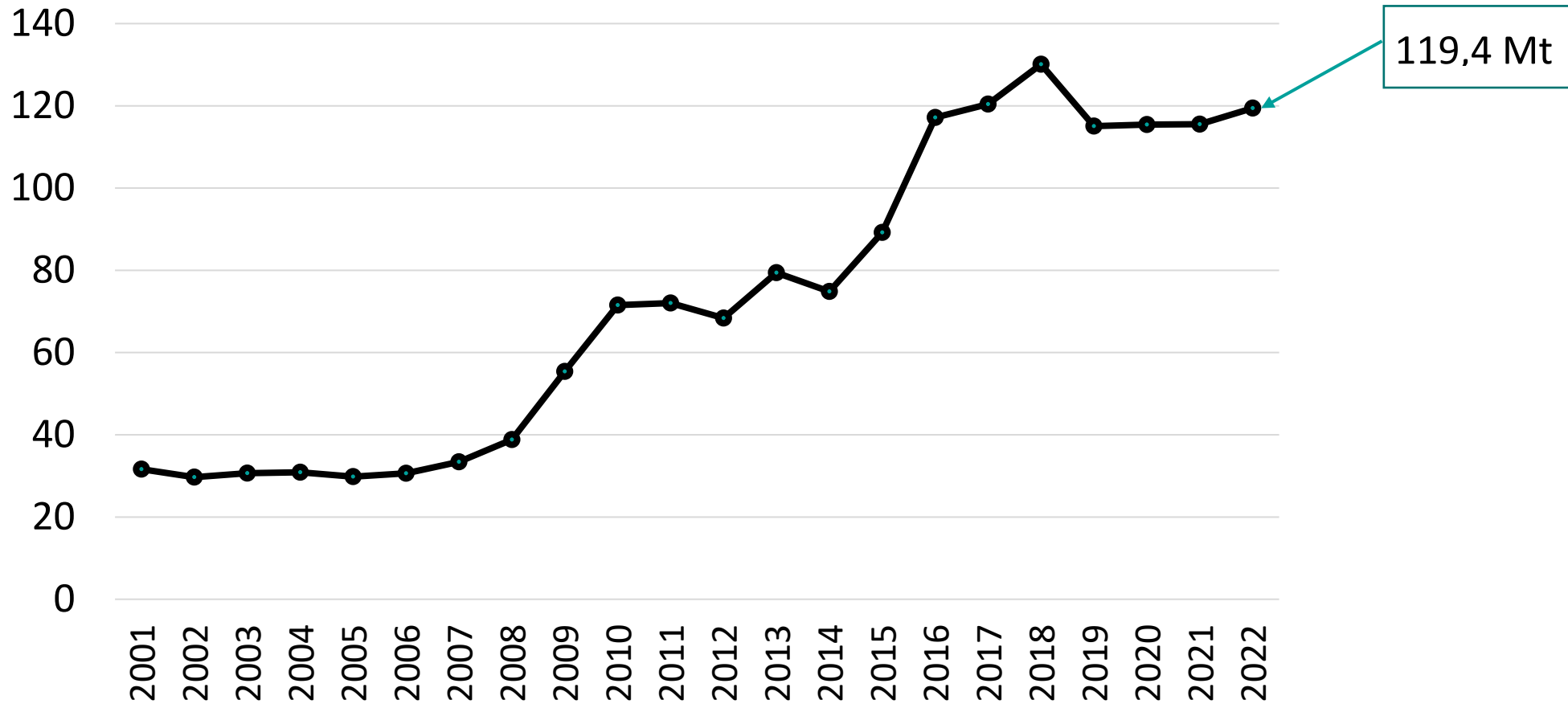


Exploration in Finland 2016–2022

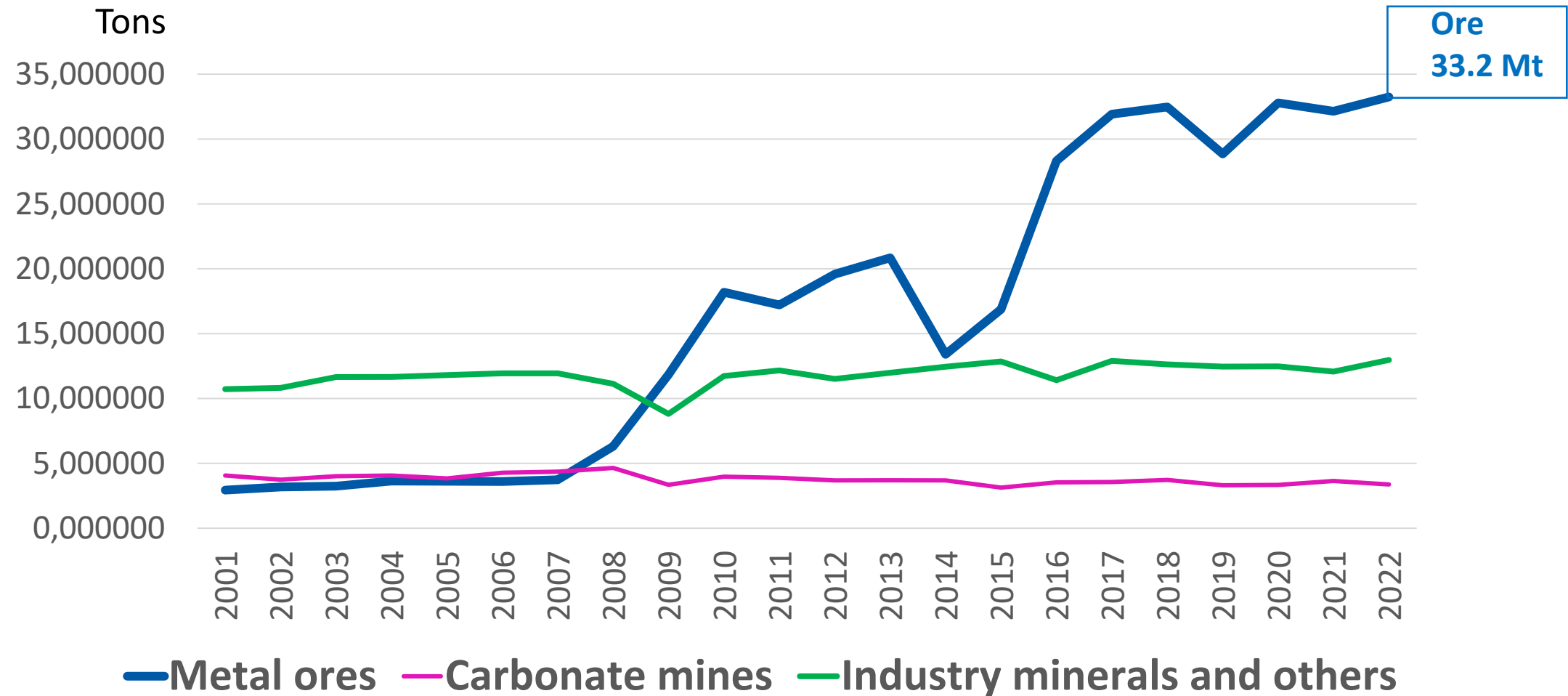
	2022	2021	2020	2019	2018	2017
Exploration investments, reported by prospectors (million €)	80,4	68.5	68.0	62.8	70.4	61.4
No. of prospectors	54	50	61	46	44	46
No. of reservation notifications filed in Tukes	83	75	92	88	50	96
No. of exploration applications (claims) filed in Tukes	143	219	113	149	148	185
Total area of reservation, (km ²)	24 736	30 000	41 367	31 802		
Total area of exploration applications (km ²)	6 476	5 873	4 387	3 499	3 573	3 426
Total area of valid claims/exploration (km ²)	2 581	2 072	1 975	1 869	1 783	1 613
Drilling (kilometres)	274	280	219	189	219	273
• Grassroot	• 71	• 34	• 65	• 39	•34	•40
• Greenfield	• 151	• 180	• 89	• 78	•73	•53
• Brownfield	• 51	• 66	• 65	• 72	•112	•180

Total excavation (million tons) of mines in Finland 2001–2022

Million tons

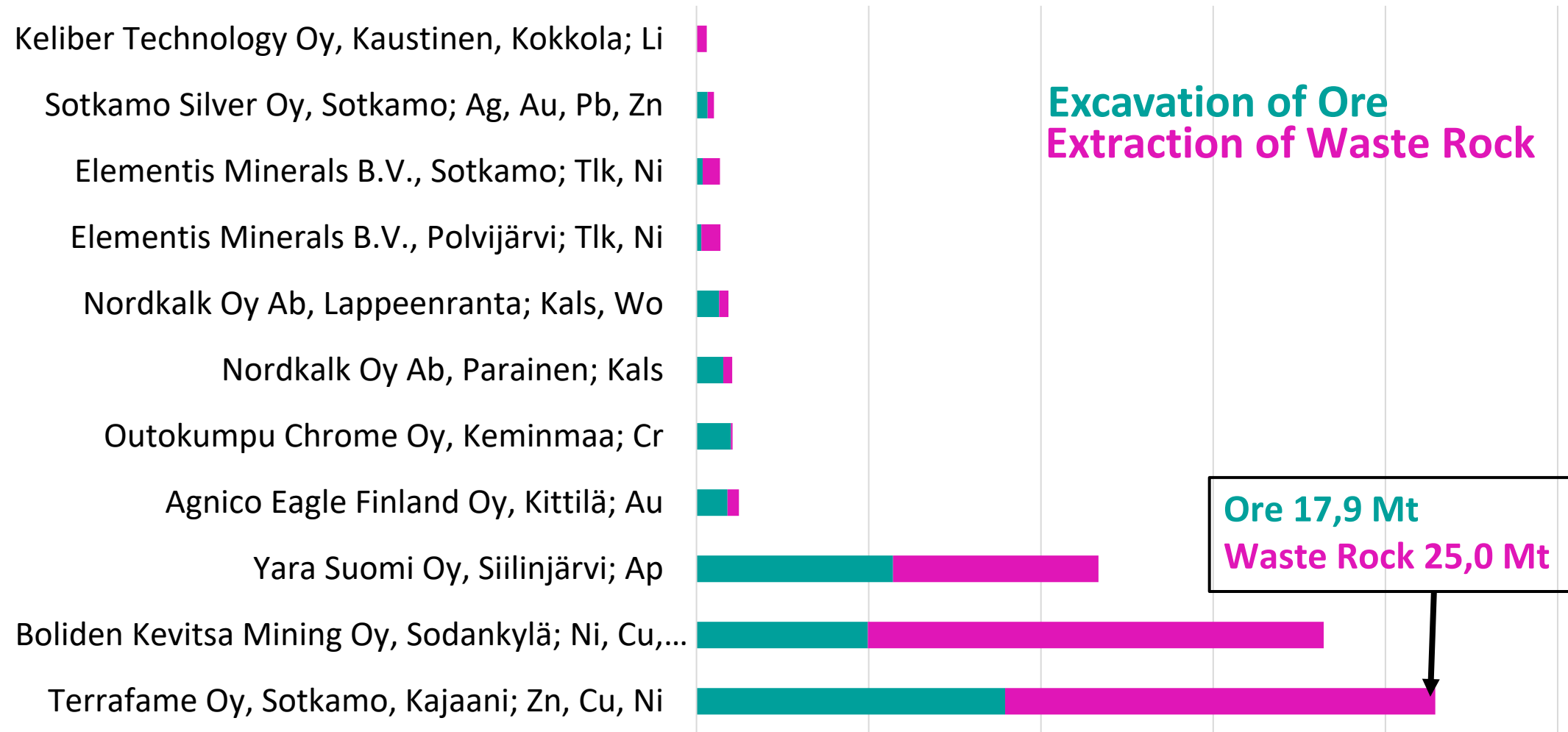


Excavation (tons) for ore in 2001–2022



Total excavation (tons) of 11 biggest mines in Finland 2022

(These mines accounted for 97% of the total mining of all mines)



Mining activity 2010–2022

	2022	2021	2020	2019	2018	2017
Number of mines (REPORTED EXCAVATION)	43	44	45	44	46	44
Mine investments (million €)	304	311	392	525	390	303
Excavation of ore (million tons)	49.6	47.9	48.5	44.6	49.0	48.4
Total excavation (million tons)	119.4	115.5	115.4	115.1	130.1	120.4

More information about mining and exploration in Finland

Contact to mining authority

Finnish Safety and Chemicals Agency (Tukes)

Address: Valtakatu 2, 96100 ROVANIEMI

- kaivosasiat@tukes.fi / miningauthority@tukes.fi

Homepage of the mining authority

- <https://tukes.fi/en/industry/mining-ore-prospecting-and-gold-panning>

Map service of the mining register in Finland (in Finnish)

- <http://gtkdata.gtk.fi/kaivosrekisteri/>

Mineral Deposits, Exploration and Mining Registry (in English)

- <http://gtkdata.gtk.fi/mdae/index.html>

Screenshot from the mining registry map service 21.3.2023

